

Fund Information as at:
31st July 2017

Share price:
£39.13

Investment objective

The Company's dual objectives are to preserve shareholders' real wealth and to achieve absolute total return over the medium to longer term

Fund information

Market Cap.	£186m
Yield	< 1%
Ongoing charge	0.89%
Benchmark	RPI

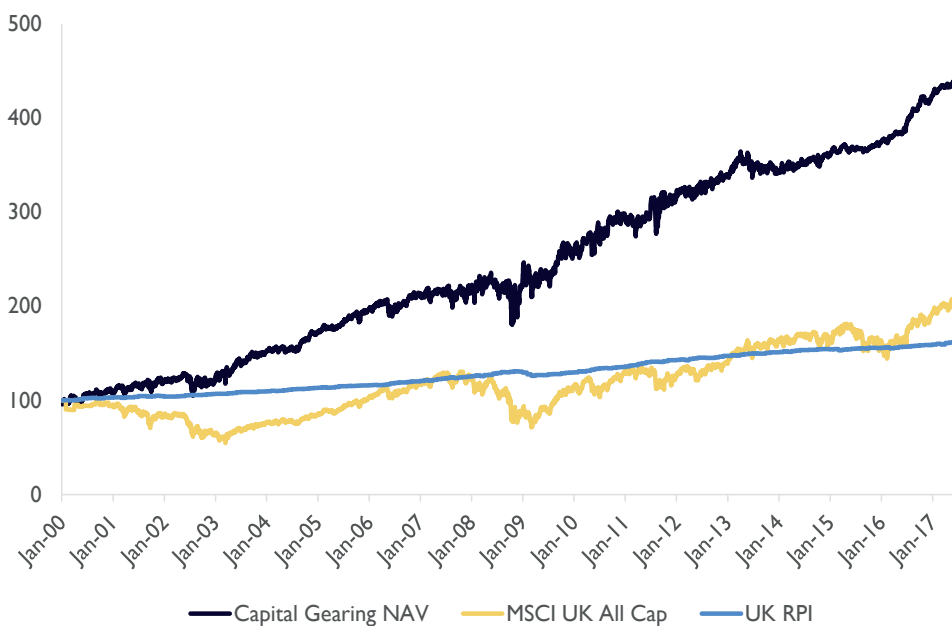
Return history (total returns)

1 month	0.1%	2016	13.0%
3 month	1.6%	2015	4.2%
6 month	3.0%	2014	5.2%
Year to date	3.8%	2013	1.5%
1 year	9.2%	2012	6.7%

Largest fund/equity holdings

Vonovia	2.6%
Vanguard FTSE Japan ETF	2.2%
Residential Secured Income	2.1%
Deutsche Wohnen	1.8%
Unite Group	1.5%

NAV performance since January 2000 (total return)



Largest bond holding

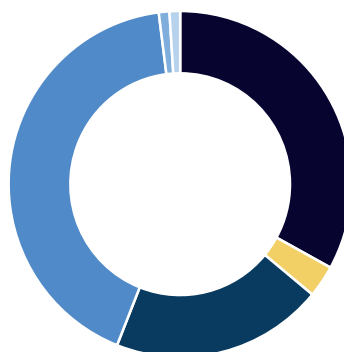
US I/L 2.00% 15/01/26	4.7%
US I/L 0.25% 15/01/25	4.0%
UK I/L 0.125% 22/11/19	3.5%
Sweden I/L 0.25% 01/06/22	2.1%
US I/L 0.125% 15/01/23	1.9%

Currency exposure

GBP	54%
USD	31%
EUR	9%
SEK	3%
JPY	2%
Other	1%

Asset allocation

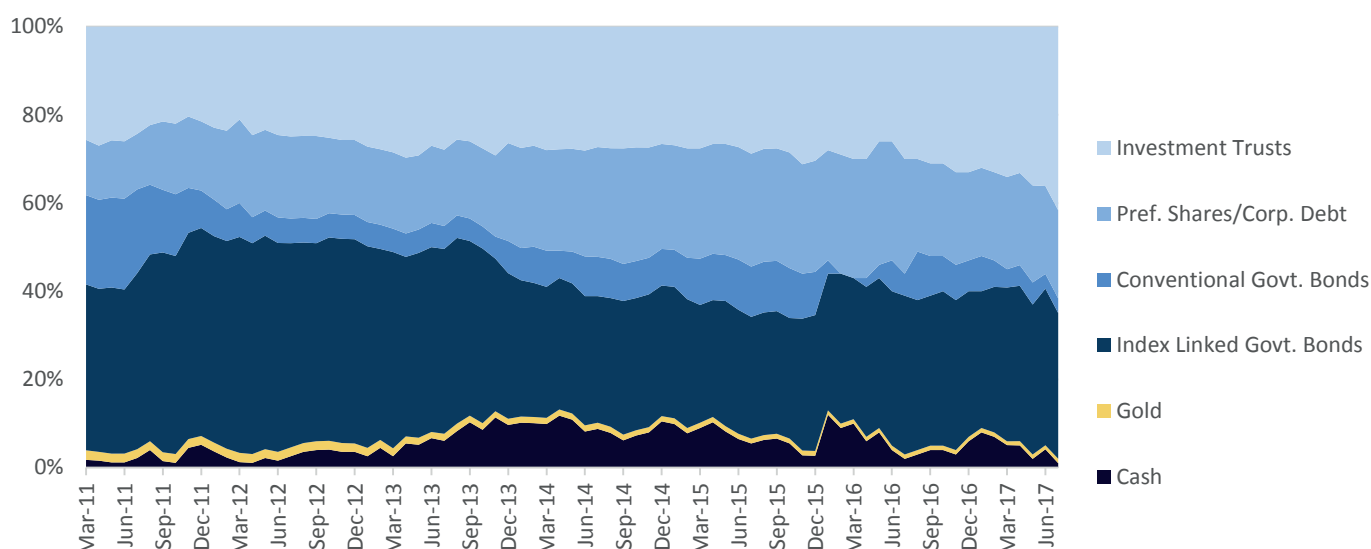
Index Linked Gov't Bonds	33%
Conventional Gov't Bonds	3%
Pref Shares / Corp Debt	20%
Funds / Equities	42%
Cash	1%
Gold	1%



Fund/equity breakdown

Equities	16%
Property	13%
Private Equity/Hedge Fund	4%
Loans	4%
Infrastructure	5%

Asset allocation development (%)



Risk data

	5 Yr Return Annualised	5 Yr Standard Deviation	5 Yr Max Drawdown	Since Jan 2000 Return Annualised	Since Jan 2000 Standard Deviation	Since Jan 2000 Max Drawdown
Capital Gearing Trust	6.0	2.7	-4.1	8.8	2.8	-9.0
MSCI UK TR	9.3	2.9	-12.6	4.2	4.0	-41.3
ICE Libor 3 month	0.5	0.0		3.0	0.2	

Fund details

Fund size	£182m
No. of holdings	155
Company	PATAC
Secretary & Administrator	21 Walker St, Edinburgh
Registrar	EH3 7HX
Structure	Computershare Investor Services
Custodian	UK Authorised Investment Trust
ISIN	Northern Trust
Financial Calendar	GB0001738615
	AGM 10 July 2017
	Dividend paid 21 July 2017
Mgt Fee	60bps on net asset <£120m
	45bps on net assets >£120m

Managers

Peter Spiller

Peter founded CGAM in 2001 and has managed the fund since inception. Prior to founding CGAM in 2000, Peter was a partner and strategy director at Cazenove & Co Capital Management and a US equity investor at Capel Cure & Myers.

Alastair Laing

Alastair joined CGAM in 2011 and has managed the fund since that time. Alastair joined CGAM from HgCapital LLP and prior to that worked with the mergers and acquisitions team at Deloitte LLP.

Chris Clothier

Chris joined CGAM in 2015 and has managed the fund since that time. Chris joined CGAM from IPGL Limited, where he was a director for 6 years. Prior to that he worked at MMC Ventures.

This report is issued and intended for professional investors and eligible market counterparties only. Performance figures have been calculated by CG Asset Management Ltd based on information provided by Morningstar and Northern Trust International Fund Administration Services (Ireland) Ltd. CG Asset management is authorised and regulated by the Financial Conduct Authority.

Fund performance is shown after deduction of all fees and management charges, and on the basis of income being reinvested. Past performance is not a guide to future performance. The value of the shares and the income from them can go down as well as up and you may not get back the full amount originally invested. The value of overseas investments will be influenced by the rate of exchange. The fund prospectus and Key Information Documents are available at www.cgasset.com