

Fund Information as at:

30th June 2018

Share price:

£40.00

## Investment objective

The Company's dual objectives are to preserve shareholders' real wealth and to achieve absolute total return over the medium to longer term

## Fund information

Market Cap.	£243m
Yield	< 1%
Total Expense Ratio	0.77%
Benchmark	RPI

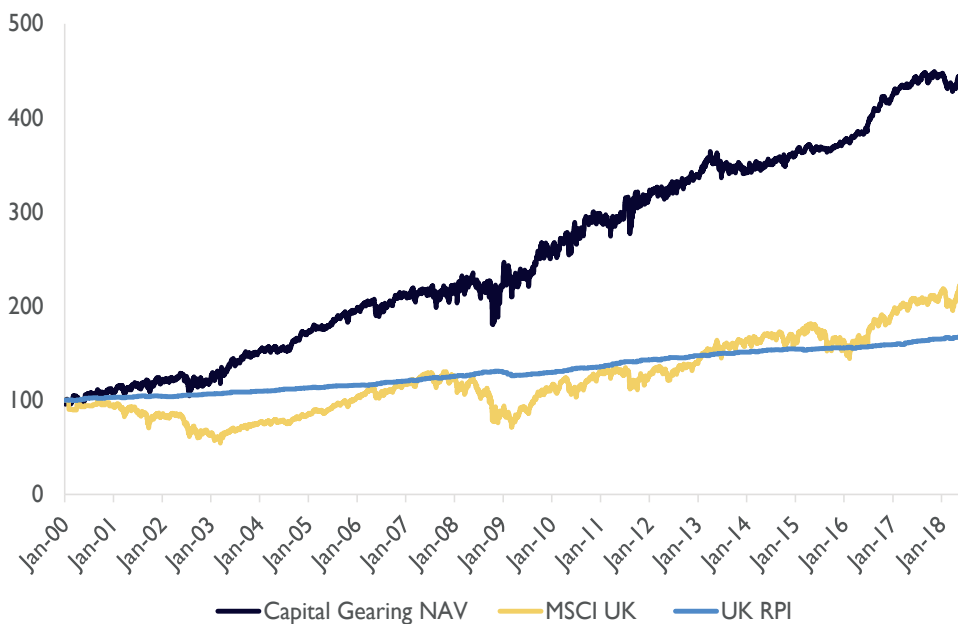
## NAV return history (total returns)

1 month	1.3%	2017	5.1%
3 month	5.0%	2016	13.0%
6 month	2.1%	2015	4.2%
Year to date	2.1%	2014	5.2%
1 year	3.5%	2013	1.5%

## Largest fund/equity holdings

Vonovia	2.9%
North Atlantic Smaller Co	2.6%
Vanguard FTSE Japan ETF	2.4%
Deutsche Wohnen	2.0%
Ishares Core FTSE 100 ETF	1.6%

## NAV performance since January 2000 (total return)



## Largest bond holding

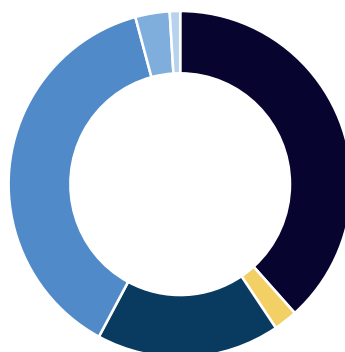
UK I/L 0.125% 22/11/19	8.4%
US I/L 2.00% 15/01/26	3.8%
US I/L 0.25% 15/01/25	3.7%
US I/L 2.375% 15/01/25	2.2%
US I/L 3.875% 15/04/29	2.2%

## Currency exposure

GBP	53%
USD	30%
EUR	8%
SEK	5%
JPY	3%
Other	1%

## Asset allocation

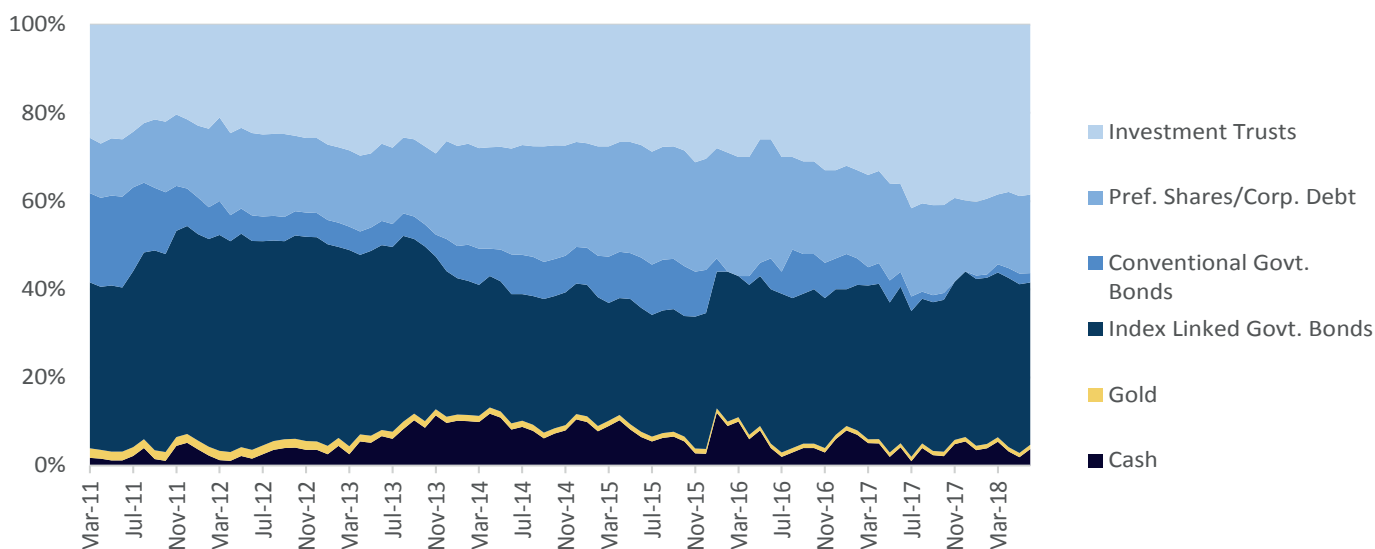
Index Linked Gov't Bonds	36%
Conventional Gov't Bonds	2%
Pref Shares / Corp Debt	18%
Funds / Equities	39%
Cash	4%
Gold	1%



## Fund/equity breakdown

Property	16%
Equities	13%
Loans	5%
Private Equity/Hedge Fund	2%
Infrastructure	3%

## Asset allocation development (%)



## Risk data

	5 Yr Return Annualised	5 Yr Standard Deviation	5 Yr Max Drawdown	Since Jan 2000 Return Annualised	Since Jan 2000 Standard Deviation	Since Jan 2000 Max Drawdown
Capital Gearing Trust	5.6	1.0	-3.3	8.5	1.7	-9.0
MSCI UK TR	8.0	3.0	-12.6	4.3	3.9	-41.3
ICE Libor 3 month	0.5	0.0		2.9	0.2	

## Fund details

Fund size	£239m
No. of holdings	168
Company	PATAC
Secretary & Administrator	21 Walker St, Edinburgh EH3 7HX
Registrar	Computershare Investor Services
Structure	UK Authorised Investment Trust
Custodian	Northern Trust
ISIN	GB0001738615
Financial Calendar	AGM 10 July 2017 Dividend paid 21 July 2017
Mgt Fee	60bps on net asset <£120m 45bps on net assets >£120m

## Managers

### Peter Spiller

Peter founded CG Asset Management (CGAM) in 2001 and has managed the trust since 1982. Prior to founding CGAM, Peter was a partner and strategy director at Cazenove & Co Capital Management and a US equity investor at Capel Cure & Myers.

### Alastair Laing

Alastair joined CGAM in 2011 and has managed the fund since that time. Alastair joined CGAM from HgCapital LLP and prior to that worked with the mergers and acquisitions team at Deloitte LLP.

### Chris Clothier

Chris joined CGAM in 2015 and has managed the fund since that time. Chris joined CGAM from IPGL Limited, a private investment vehicle. Prior to that he worked at MMC Ventures.

This report is issued and intended for professional investors and eligible market counterparties only. Performance figures have been calculated by CG Asset Management Ltd based on information provided by Morningstar and Northern Trust International Fund Administration Services (Ireland) Ltd. CG Asset management is authorised and regulated by the Financial Conduct Authority.

Fund performance is shown after deduction of all fees and management charges, and on the basis of income being reinvested. Past performance is not a guide to future performance. The value of the shares and the income from them can go down as well as up and you may not get back the full amount originally invested. The value of overseas investments will be influenced by the rate of exchange. The fund prospectus and Key Information Documents are available at [www.cgasset.com](http://www.cgasset.com)