

Fund information as at:

31st Oct 2022

Share price:

£48.80

Investment objective

The Company's objective is to preserve, and over time to grow shareholder's real wealth.

Fund information

Market Cap.	£1.3bn
Dividend Yield	< 1%
OCF*	0.52%
OCF (PRIIPS)	0.78%
Comparator Index	RPI

Return history (total returns)

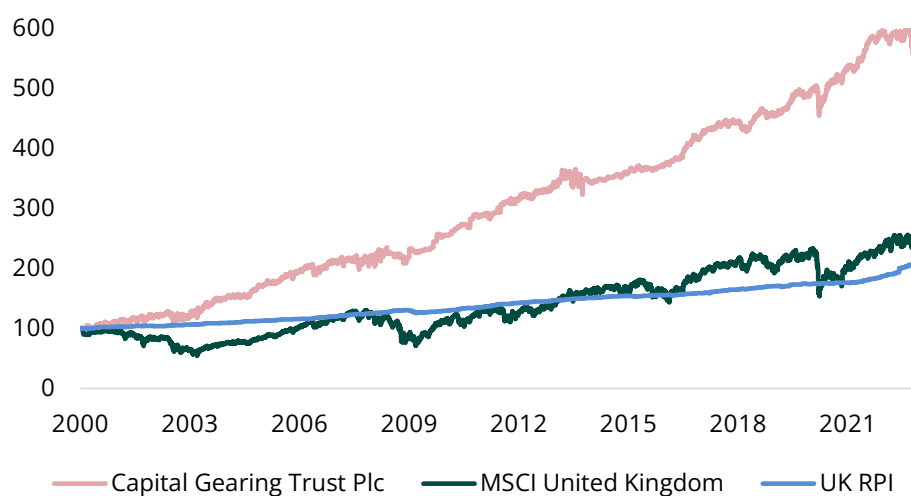
1 month	-0.1%	2021	11.3%
3 months	-4.8%	2020	8.3%
6 months	-3.8%	2019	8.6%
Year to date	-4.0%	2018	2.1%
1 year	-2.3%	2017	5.1%

Largest fund/equity holdings

Ishares MSCI JP ESG Screened ETF	3.4%
SPDR MSCI Europe Energy ETF	2.6%
Grainger	1.4%
North Atlantic Smaller Co's	1.1%
Vonovia	1.0%

*Ongoing Charge Figure

Performance since January 2000 (total return)



Largest bond holdings

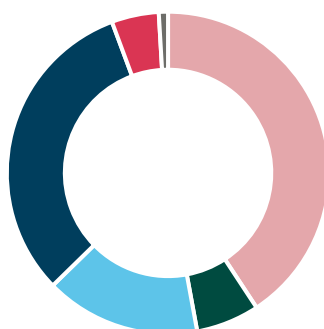
UK I/L 0.125% 22/03/24	9.2%
US I/L 0.625% 15/02/43	2.2%
US I/L 0.75% 15/02/45	2.0%
UK I/L 0.125% 22/03/29	1.8%
US I/L 1.375% 15/02/44	1.6%

Currency exposure

GBP	53%
USD	24%
SEK	3%
EUR	6%
JPY	10%
Other	4%

Asset allocation

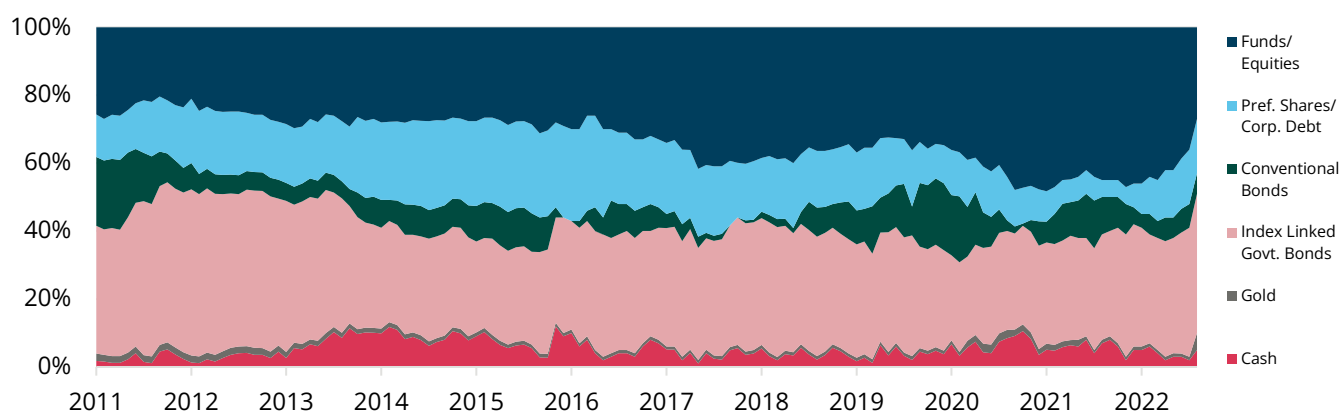
Index Linked Gov't Bonds	41%
Conventional Gov't Bonds	6%
Pref Shares / Corp Debt	16%
Funds / Equities	33%
Cash	3%
Gold	1%



Fund/equity breakdown

Property	10%
Equities	10%
Infrastructure	5%
Loans	2%
Energy & Commodity	4%
Private Equity / Hedge	1%

Asset allocation development (%)



Risk data	5 Yr Return Annualised	5 Yr Standard Deviation	5 Yr Max Drawdown	Since 2000 Return Annualised	Since 2000 Standard Deviation	Since 2000 Max Drawdown
Capital Gearing Trust	5.2	1.6	-5.0	7.9	1.7	-9.0
MSCI UK TR	2.9	4.0	-25.5	3.9	3.9	-41.3
UK RPI	4.8			3.3		

Fund details

Fund Size	£1,251m
No. of holdings	269
Company Secretary and Administrator	Juniper Partners Ltd, 28 Walker Street, Edinburgh
Registrar	Computershare Investor Services
Structure	UK Authorised Investment Trust
Custodian	Northern Trust
ISIN number	GB0001738615
Depository	Northern Trust
Financial Calendar	AGM 12 th July 2022 Dividend Paid 15 th July 2022
Management Fee	60bps on net assets < £120m 45bps on net assets > £120m 30bps on net assets > £500m

Managers

Peter Spiller

Peter founded CG Asset Management (CGAM) in 2000 and has managed the Company since inception. Prior to founding CGAM, Peter was a partner and strategy director at Cazenove & Co Capital Management and a US equity investor at Capel Cure Myers.

Alastair Laing

Alastair joined CGAM in 2011 and has managed the Company since that time. Alastair joined CGAM from HgCapital LLP and prior to that worked with the mergers and acquisitions team at Deloitte LLP.

Chris Clothier

Chris joined CGAM in 2015 and has managed the Company since that time. Chris joined CGAM from IPGL Limited, a private investment vehicle. Prior to that he worked at MMC Ventures.

This report is issued to and intended for professional or sophisticated investors, financial advisors and fund platforms. If you are in any doubt about whether the fund is suitable for you, please contact a financial advisor. Performance figures have been calculated by CG Asset Management Ltd based on information provided by Morningstar and Northern Trust International Fund Administration Services (Ireland) Ltd. CG Asset Management is authorised and regulated by the Financial Conduct Authority.

Fund performance is shown after deduction of all fees and management charges, and on the basis of income being reinvested. Past performance is not a guide to future performance. The value of the shares and the income from them can go down as well as up and you may not get back the full amount originally invested. The value of overseas investments will be influenced by the rate of exchange. Although CG Asset Management considers the information included in this document to be reliable, no warranty is given to its accuracy or completeness. The latest Annual Report and Key Information Documents are available at www.capitalgearingtrust.com.

CG Asset Management, 20 King Street, London EC2V 8EG | Tel + 44 (0)203 906 1633 | www.cgasset.com

© Copyright CGAM 2022